

Instructions for use

Eppendorf Heat Sealing Film & Foil
English (EN)

Eppendorf Heat Sealing Film & Foil


1 Product description

Eppendorf Heat Sealing Film and Foil are designed for sealing PCR plates as well as micro test plates and deepwell plates made of polypropylene. They provide optimum protection against evaporation when used in conjunction with a suitable heat sealer. They are suitable for long term storage.

The transparent Heat Sealing Film allows sample monitoring and is suitable for fluorescence measurements. The Heat Sealing Foil can be easily pierced by pipette tips and can be removed again from the plate.

The products are designed for single use in routine, research and training labs in the bioscience, industrial and chemical fields. They are intended for use by trained specialists only.

Adhesive edges with white cover strips on the underside.



2 Safety



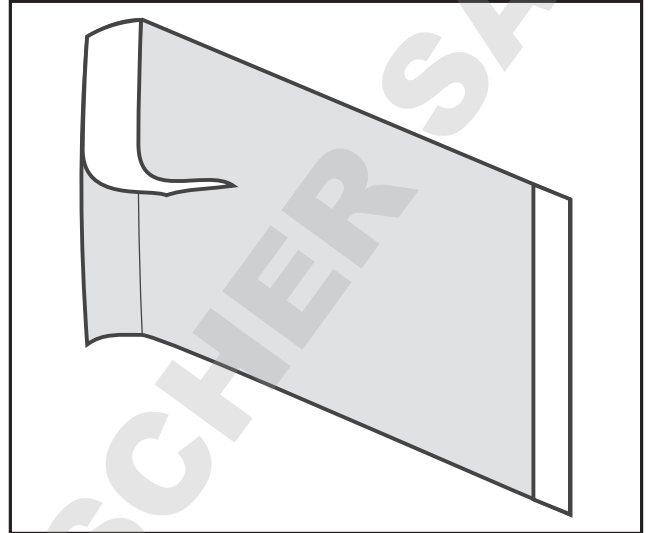
WARNING! Damage to health from toxic, radioactive or aggressive chemicals as well as infectious liquids and pathogenic germs.

- ▶ Observe the national regulations for handling these substances, the biological security level of your laboratory, the material safety data sheets and the manufacturer's application notes.
- ▶ Wear personal protective equipment.
- ▶ For full instructions regarding the handling of germs or biological material of risk group II or higher, please refer to the "Laboratory Biosafety Manual" (Source: World Health Organization, current edition of the Laboratory Biosafety Manual).

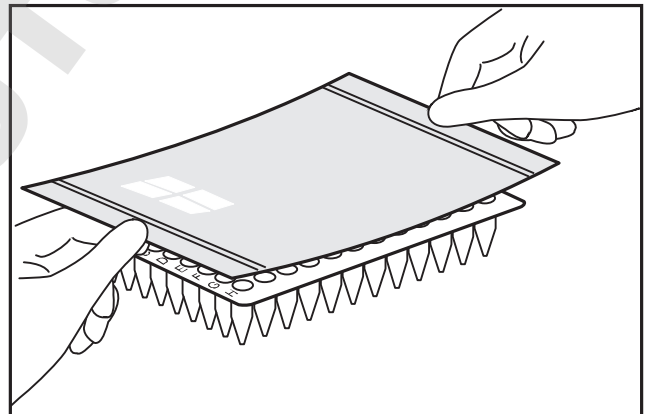
- ▶ Make sure to read the operating manuals of the respective heat sealers and plates prior to use. Note in particular the high temperatures required for sealing films and foils.
- ▶ Reagents, disposables contaminated with reagents and materials used for cleaning and disinfecting should be disposed of in accordance with laboratory regulations.
- ▶ Use only undamaged articles.
- ▶ Use articles from undamaged packages only.

3 Application

1. Use gloves.
2. Peel off the cover strips.



3. Position the film or the foil with the adhesive edges on the plate.
4. Seal the plate using the heat sealer. The optimum time depends on the plate type. Start with 2 to 3 s.



Instructions for use

Eppendorf Heat Sealing Film & Foil
English (EN)

4 Technical data

Eppendorf PCR clean	Certified free of RNase, DNase, human DNA and PCR inhibitors*.
Storage	Protect from direct sunlight and UV light. Store dry at room temperature.
Operational temperature	-80°C to +110°C

* Lot-specific certificates are available at www.eppendorf.com or certificates@eppendorf.de.

5 Ordering information

Order no. (International)	Order no. (North America)	Description
0030 127.838	0030127838	Heat Sealing Film 100 pieces
0030 127.854	0030127854	Heat Sealing Foil 100 pieces
5391 000.001 5392 000.005	5391000001 5392000005	Heat Sealer 110 V – 230 V / 50 Hz– 60 Hz S100 S200

For additional ordering information for Eppendorf PCR Films & Foils, Eppendorf PCR Tubes, PCR Tube Strips and PCR Cap Strips as well as Eppendorf twin.tec PCR Plates (real-time and standard PCR), Deepwell Plates and Microplates: www.eppendorf.com.

Your local distributor: www.eppendorf.com/contact

Eppendorf AG · 22331 Hamburg · Germany
eppendorf@eppendorf.com · www.eppendorf.com