

Perls Van Gieson technical's information's

Security card 14-124

Product code 14-124

Pack 1kit. Number of tests 100 or on request




Stability of product properly conserved at 12-25°C 24 months

Produce in Italy by

DDKItalia S.r.l

Via Marche, 19 • 27029 Vigevano (I)

info@ddkitalia.com • www.ddkitalia.com

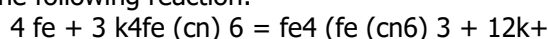
in case of emergency UE number		112
in case of emergency UK number		999
en cas d'urgence Suisse		145

Application

Method indicated for the contemporary visualization of the reactive ferric iron, and collagen on connecting tissue

Principle

Potassium ferrocyanide, react in acid ambient with the free ferric ion on tissue under investigation, it forms a colour salt (Prussian blue). According to the following reaction:



This reaction associated to a contrast coloration with Van Gieson picrofucsin that to differentiate the collagen of the connecting tissue.

Warnings

False positivity can be due to three easy identifiable factors.

Solution not fresh. (The hydrochlorate ferrocyanide-acid solution must be prepared at the moment of the use).

Ferric ions that contaminate the glassware or the water of bath of the sections (to such scope to avoid the use of instruments of metal to contact with the solution).

Asbestosis: the asbestos, eventually present on pathological tissue can give positive reaction because of salt deposit placed on fibers.

Method

- 1) bring section to deionised water
- 2) pour the entire reconstituted vials of potassium ferrocyanide into a 50 ml coplin
Add in sequence; 30 ml of dH₂O and 4 ml of acid buffer.
Shake briefly. Dip section for 20 minutes.
- 3) wash with distilled water.
- 4) counterstain section with 10 drop of Van Gieson picrofucsin.
- 5) wash with distilled water.
- 6) dehydrate quickly with alcohol scale xylene and
- 7) mount with DdMount.

Results

Ferrous salt:	blue
Collagen:	purple red
Citoplasma muscle, epithelium, nevroglia ed erythrocytes:	yellow

Reagents

1 - Potassium ferro cyanide	20x10 ml
2 - Buffer for activation	2x30 ml
3 - Van Gieson picrofucsin	2x30 ml

Perls Van Gieson technical's information's

Security card 14-124

Product code 14-124

* Technical note: staining time vary according to age, types of solutions, thickness of sections, et. When Gill (code 09-178) modified solution is used, get the best result, staining time (maximum 1-5 minutes), for best change in color, wash quickly in tap water, and then in Scott acidulated solution, (code 00-136). For sections fixed in Bouin, we recommend the use of haematoxylin modified acid AB (code 09-183). Please note the alcoholic loses eosin stain with the use, of the days are stretched over time colouring. If you are using purified eosin, check the time, and possibly diluted in ethyl alcohol 96°C, if the cytoplasmic staining was too strong. Before use, filter the following solutions; alcoholic eosin, eosin phloxine; Harris haematoxylin, Gill's haematoxylin.

The acidified aqueous solution of eosin is prepared by slowly adding glacial acetic acid.

* Risk and Safety Statements outside the EU.

The eosin solution in alcohol is flammable and harmful. Harmful by inhalation, in contact with skin or if swallowed. Harmful: possible risk of irreversible effects through inhalation, in contact with the skin or by ingestion. Irritating to eyes, respiratory system and skin. Keep away from sources of ignition - No smoking. Wear suitable protective clothing and gloves. In case of accident or if you feel unwell, seek medical attention immediately (show the label where possible). Target organs: eyes and nerves. Eosin in aqueous solution. Caution: substance not yet fully tested. Avoid contact and inhalation of the solution of Harris haematoxylin. Organs: heart and nerves. Solutions based hemallum are harmful. Harmful if swallowed. Irritating to eyes, respiratory system and skin. In case of contact with eyes, rinse immediately with plenty of water and seek medical attention. Wear suitable protective clothing. Organs affected: liver and kidneys. In case of accident or if you feel unwell, seek medical attention immediately (show the label where possible).

* Risk and Safety Statements (U.E.)

The eosin solution in alcohol is highly flammable and harmful. Highly flammable. Harmful by inhalation, in contact with skin or if swallowed. Harmful: possible risk of irreversible effects through inhalation, in contact with the skin or by ingestion. Keep away from sources of ignition - No smoking. Wear suitable protective clothing and gloves. In case of accident or if you feel unwell, seek medical attention immediately (show the label where possible). Eosin in aqueous solution. Caution: Substance not yet fully tested. Solution of hemallum. Do not breathe vapors. Avoid contact with skin and eyes. Gill haematoxylin Solutions are harmful. Harmful if swallowed. Irritating to eyes, respiratory system and skin. In case of contact with eyes, rinse immediately with plenty of water and seek medical attention. Wear suitable protective clothing.

Endnotes

1 The timing suggested in the leaflet are approximate and may vary according to your specific needs. If they are used intensively, for staining solutions may lose their dyes, so it is necessary to extend the time of staining solutions, or replace with new products.

2. Include positive control slides in each session.

3. Some hydraulic systems deliver acidic water, unsuitable for use for the part of the procedure for the blue coloration. If tap water is acidic, instead using a dilute alkaline solution, for example, water buffered by Scott.

4. The presence of purple or red-brown nuclei a blue color indicates unsatisfactory.

5. If you over-eosin staining, nuclear staining may be masked. If done correctly, with eosin staining shows a three-tone effect. To increase the differentiation of eosin, extend the time of immersion in alcohol, or use a first alcohol with a higher water content. You can adjust the times of immersion in alcohol to obtain an adequate eosin staining.

6. We do not recommend the addition of stock solution in the working solutions of haematoxylin and eosin.

7. Avoid excessive drag (carryover) of water solutions in alcoholic eosin.

8. The data generated by this procedure are to be used only to support the diagnosis and should be evaluated in conjunction with other tests and diagnostic data

Perls Van Gieson technical's information's

Security card 14-124

Product code 14-124

Le informazioni sopra indicate sono riportate con la massima accuratezza e rappresentano le migliori informazioni attualmente disponibili a noi. Tuttavia, non diamo garanzia di esattezza o qualsiasi altra garanzia, espressa o implicita al riguardo di tali informazioni. Inoltre; non assumiamo nessuna responsabilità derivata dal relativo uso. Gli utenti dovrebbero effettuare le loro proprie indagini per determinare l'idoneità delle informazioni per i loro scopi precisi. In nessun caso D.D.K. sarà responsabile per tutti i reclami, perdite, o danni diretti o indiretti, o verso terzi, o per i profitti persi, o danni speciali, indiretti o fortuiti, conseguenti o esemplari che possono intervenire, anche se D.D.K. si è raccomandata della possibilità di tali danni.

The information above is believed to be accurate and represents the best information currently available to us. However, we make no warranty of merchantability or any other warranty, express or implied, with respect to such information, and we assume no liability resulting from its use. Users should make their own investigations to determine the suitability of the information for their particular purposes. In no event shall D.D.K. be liable for any claims, losses, or damages of any third party or for lost profits or any special, indirect, incidental, consequential or exemplary damages, howsoever arising, even if D.D.K. has been advised of the possibility of such damages.