




Gridley's method for microorganism's amoeba technical information  
 Technical card code 14-143  
 Product code 14-143  
 Pack 1kit. Number of tests 100 or on request  
 Stability of product properly conserved at 15-20°C 24 months

Produce in Italy by  
 DDKItalia S.r.l  
 Via Marche, 19 • 27029 Vigevano (I)  
[info@ddkitalia.com](mailto:info@ddkitalia.com) • [www.ddkitalia.com](http://www.ddkitalia.com)

in case of emergency UE number		112
in case of emergency UK number		999
en cas d'urgence Suisse		145

**Purpose:** to identify amoeba.

**Principle:** the procedure does not stain amoebae differentially but is useful in that it demonstrates the ingested erythrocyte which is stained by the eosin.

**Control:** a known control containing amoeba.

**Fixation:** 10% formalin

**Technique:** cut paraffin sections at 5µ.

#### Procedure:

1. Deparaffinize, hydrate to distilled water.
2. Harris GB modified haematoxylin, 3-5 minutes.
3. Rinse in distilled water.
4. Aniline-eosin solution, 5 minutes.
5. Rinse in distilled water.
6. Stain with naphthol green b solution, 5 minutes.
7. Differentiate in 95% alcohol until erythrocytes are bright rose, check microscopically.
8. Dehydrate in absolute, clear.
9. Mount with DdMount.

#### Results:

Amoeba:	blue-green
Nuclei of amoeba:	deeper blue-green
Ingested erythrocytes:	deep rose
Connective tissue:	green

#### Reagenti

Harris haematoxylin	30 ml
Anilin eosin solution	30 ml
Green naphthyl b solution	30 ml

#### \* Notes.

Distilled water or tap water can be used for rinsing and moisturizing.

Always check the pH of your tap water and chlorine levels before proceeding with any type of biological tissue and stain.

\* Technical's note: staining time vary according to age, types of solutions, thickness of sections, et. When Gill (code 09-178) modified solution is used, get the best result, staining time (maximum 1-5 minutes), for best change in color, wash quickly in tap water, and then in Scott acidulated solution, (code 00-136). For sections fixed in Bouin, we recommend the use of haematoxylin modified acid AB (code 09-183). Please note the alcoholic loses eosin stain with the use, of the days are stretched over time colouring. If you are using purified eosin, check the time, and possibly diluted in ethyl alcohol 96°C, if the cytoplasmic staining was too strong. Before use, filter the following solutions; alcoholic eosin, eosin phloxine; Harris haematoxylin, Gill's haematoxylin. The acidified aqueous solution of eosin is prepared by slowly adding glacial acetic acid.

Gridley's method for microorganism's amoeba technical information

Technical card code 14-143

Product code 14-143

\* Risk and Safety Statements outside the EU.

The eosin solution in alcohol is flammable and harmful. Harmful by inhalation, in contact with skin or if swallowed. Harmful: possible risk of irreversible effects through inhalation, in contact with the skin or by ingestion. Irritating to eyes, respiratory system and skin. Keep away from sources of ignition - No smoking. Wear suitable protective clothing and gloves. In case of accident or if you feel unwell, seek medical attention immediately (show the label where possible). Target organs: eyes and nerves. Eosin in aqueous solution. Caution: substance not yet fully tested. Avoid contact and inhalation of the solution of Harris haematoxylin. Organs: heart and nerves. Solutions based hemallum are harmful. Harmful if swallowed. Irritating to eyes, respiratory system and skin. In case of contact with eyes, rinse immediately with plenty of water and seek medical attention. Wear suitable protective clothing. Organs affected: liver and kidneys.

In case of accident or if you feel unwell, seek medical attention immediately (show the label where possible).

\* Risk and Safety Statements (U.E.)

The eosin solution in alcohol is highly flammable and harmful. Highly flammable. Harmful by inhalation, in contact with skin or if swallowed. Harmful: possible risk of irreversible effects through inhalation, in contact with the skin or by ingestion. Keep away from sources of ignition - No smoking. Wear suitable protective clothing and gloves. In case of accident or if you feel unwell, seek medical attention immediately (show the label where possible). Eosin in aqueous solution. Caution: Substance not yet fully tested. Solution of hemallum. Do not breathe vapors. Avoid contact with skin and eyes. Gill haematoxylin Solutions are harmful. Harmful if swallowed. Irritating to eyes, respiratory system and skin. In case of contact with eyes, rinse immediately with plenty of water and seek medical attention. Wear suitable protective clothing.

Endnotes

1 The timing suggested in the leaflet are approximate and may vary according to your specific needs. If they are used intensively, for staining solutions may lose their dyes, so it is necessary to extend the time of staining solutions, or replace with new products.

2. Include positive control slides in each session.

3. Some hydraulic systems deliver acidic water, unsuitable for use for the part of the procedure for the blue coloration. If tap water is acidic, instead using a dilute alkaline solution, for example, water buffered by Scott.

4. The presence of purple or red-brown nuclei a blue color indicates unsatisfactory.

5. If you over-eosin staining, nuclear staining may be masked. If done correctly, with eosin staining shows a three-tone effect. To increase the differentiation of eosin, extend the time of immersion in alcohol, or use a first alcohol with a higher water content. You can adjust the times of immersion in alcohol to obtain an adequate eosin staining.

6. We do not recommend the addition of stock solution in the working solutions of haematoxylin and eosin.

7. Avoid excessive drag (carryover) of water solutions in alcoholic eosin.

8. The data generated by this procedure are to be used only to support the diagnosis and should be evaluated in conjunction with other tests and diagnostic data

Le informazioni sopra indicate sono riportate con la massima accuratezza e rappresentano le migliori informazioni attualmente disponibili a noi. Tuttavia, non diamo garanzia di esattezza o qualsiasi altra garanzia, espressa o implicita al riguardo di tali informazioni. Inoltre; non assumiamo nessuna responsabilità derivata dal relativo uso. Gli utenti dovrebbero effettuare le loro proprie indagini per determinare l'idoneità delle informazioni per i loro scopi precisi. In nessun caso D.D.K. sarà responsabile per tutti i reclami, perdite, o danni diretti o indiretti, o verso terzi, o per i profitti persi, o danni speciali, indiretti o fortuiti, conseguenti o esemplari che possono intervenire, anche se D.D.K. si è raccomandata della possibilità di tali danni.

The information above is believed to be accurate and represents the best information currently available to us. However, we make no warranty of merchantability or any other warranty, express or implied, with respect to such information, and we assume no liability resulting from its use. Users should make their own investigations to determine the suitability of the information for their particular purposes. In no event shall D.D.K. be liable for any claims, losses, or damages of any third party or for lost profits or any special, indirect, incidental, consequential or exemplary damages, howsoever arising, even if D.D.K. has been advised of the possibility of such damages.