




Orcein for elastic fibers technical information  
 Technical card code 14-153  
 Product code 14-153  
 Pack 1kit. Number of tests 100 or on request  
 Stability of product properly conserved at 15-20°C 24 months

Produce in Italy by  
 DDKItalia S.r.l  
 Via Marche, 19 • 27029 Vigevano (Pv)  
[info@ddkitalia.com](mailto:info@ddkitalia.com) • [www.ddkitalia.com](http://www.ddkitalia.com)

in case of emergency UE number		112
in case of emergency UK number		999
en cas d'urgence Suisse		145

Orcein stain is a stain technique used to identify viral inclusion bodies of hepatitis B surface antigen (HBsAG) and copper-associated proteins in tissue sections.

Virus particles inside host cells are called viral inclusion bodies. A hepatitis B virus lies on the surface of the virus particle. HBsAG can be detected by using the orcein staining method. The antigen appears as fine granules either diffusely spread throughout the cytoplasm or concentrated in the cytoplasm peripheral to the sinusoid space. Copper-associated proteins when in excessive pathologic amounts, such as Wilson's disease and some forms of cirrhosis, can be detected by using the Orcein staining method.

#### Method

- 1) deparaffinize - hydrate - distilled water
- 2) immersed in potassium permanganate (1) , for five minutes
- 3 ) washing in tap water for ten minutes
- 4 ) immerse in oxalic acid (2) , until the disappearance of the color brown for about one to two minutes '
- 5 ) washing in tap water for five minutes
- 6 ) immerse in orcein (3) , for 3 hours
- 7 ) differentiate in acid-alcohol (4), for about three four minutes: check with microscope
- 8 ) ethanol 95% - 100
- 9 ) mount with DdMount

#### Results

Elastic fibers	black
Hepatitis B antigen	dark brown
Background	red light brick

#### Reagents

Potassium permanganate (1)	50 ml
Oxalic acid (2)	50 ml
Orcein (3)	30 ml
Acid alcohol (4)	50 ml

#### References

Humberstone GCW, Humberstone FD. *An elastic tissue stain*. J Med Lab Technol 1969; 26: 99. Moore GW. *An improved elastic stain*. Bull Inst Med Lab Technol 1943; 9. - Verhoeff FH. *Some new staining methods of wide applicability. Including a rapid differential stain for elastic tissue*. J Amer Med Ass 1908; 50: 876.

#### \* Notes.

Distilled water or tap water can be used for rinsing and moisturizing. Always check the pH of your tap water and chlorine levels before proceeding with any type of biological tissue and stain.

\* Technical's note: staining time vary according to age, types of solutions, thickness of sections, et. When Gill (code 09-178) modified solution is used, get the best result, staining time (maximum 1-5 minutes), for best change in color, wash quickly in tap water, and then in Scott acidulated solution, (code 00-136). For sections fixed in Bouin, we recommend the use of haematoxylin modified acid AB (code 09-183).

## Orcein for elastic fibers technical information

Technical card code 14-153

Product code 14-153

\*\* Please note the alcoholic loses eosin stain with the use, of the days are stretched over time colouring. If you are using purified eosin, check the time, and possibly diluted in ethyl alcohol 96°C, if the cytoplasmic staining was too strong.

\* Before use, filter the following solutions; alcoholic eosin, eosin phloxine; Harris haematoxylin, Gill's haematoxylin. The acidified aqueous solution of eosin is prepared by slowly adding glacial acetic acid.

\* Follow normal precautions for laboratory reagents. Dispose of waste according to regulations at the local, regional or national level. Refer to Data Sheet Material Safety Data for updated information on risks, hazards and safety associated with the use of these products.

\* Risk and Safety Statements outside the EU.

The eosin solution in alcohol is flammable and harmful. Harmful by inhalation, in contact with skin or if swallowed. Harmful: possible risk of irreversible effects through inhalation, in contact with the skin or by ingestion. Irritating to eyes, respiratory system and skin. Keep away from sources of ignition - No smoking. Wear suitable protective clothing and gloves. In case of accident or if you feel unwell, seek medical attention immediately (show the label where possible).

\* Target organs: eyes and nerves.

Eosin in aqueous solution. Caution: substance not yet fully tested. Avoid contact and inhalation of the solution of Harris haematoxylin. Organs: heart and nerves. Solutions based hemallum are harmful. Harmful if swallowed. Irritating to eyes, respiratory system and skin. In case of contact with eyes, rinse immediately with plenty of water and seek medical attention. Wear suitable protective clothing. Organs affected: liver and kidneys. In case of accident or if you feel unwell, seek medical attention immediately (show the label where possible).

\* Risk and Safety Statements (U.E.)

The eosin solution in alcohol is highly flammable and harmful. Highly flammable. Harmful by inhalation, in contact with skin or if swallowed. Harmful: possible risk of irreversible effects through inhalation, in contact with the skin or by ingestion. Keep away from sources of ignition - No smoking. Wear suitable protective clothing and gloves. In case of accident or if you feel unwell, seek medical attention immediately (show the label where possible). Eosin in aqueous solution. Caution: Substance not yet fully tested. Solution of hemallum. Do not breathe vapors. Avoid contact with skin and eyes. Gill haematoxylin Solutions are harmful. Harmful if swallowed. Irritating to eyes, respiratory system and skin. In case of contact with eyes, rinse immediately with plenty of water and seek medical attention. Wear suitable protective clothing.

\* The microscope used should meet the requirements of a medical diagnostic laboratory. Carefully follow the instructions for the fixative. If an automated tool was used for staining, follow the instructions of the equipment and software. Remove surplus immersion oil before storing.

\* Sample preparation

All samples must be treated according to the technology.

All samples must be marked so as to be easily identified. Tools should be used for sampling and sample preparation, which must be observed strictly to manufacturer's instructions about the application and instructions.

\* Diagnostics

The diagnosis should be performed only by authorized and trained persons. Valid nomenclatures must be used. Further tests must be selected and implemented according to recognized methods.

\* Conservation. The staining solution should be stored at a temperature between +15°C to 20°C, the dye at +5°C to 30° C. Store at 4-6 °C all kit containing silver solutions and Schiff reagents. The solution and dyes must be used before the expiration date. Stability. After first opening the bottle, the dye solution and the dyes are stable until the expiration date when stored at the temperature requested. Always keep the bottles tightly closed.

## Orcein for elastic fibers technical information

Technical card code 14-153

Product code 14-153

## \* Instructions for use

To avoid errors, the staining process must be performed by qualified personnel. For professional use only. Must observe the National guidelines for work safety and quality assurance. Microscopes are used according to the standard. Protection against infection. Must be taken with laboratory guidelines for the protection against infection.

## \* Instructions for disposal

The solutions used and those have expired must be disposed of as special waste according to local regulations regarding disposal of waste.

## Endnotes

- 1 The timing suggested in the leaflet are approximate and may vary according to your specific needs. If they are used intensively, for staining solutions may lose their dyes, so it is necessary to extend the time of staining solutions, or replace with new products.
2. Include positive control slides in each session.
3. Some hydraulic systems deliver acidic water, unsuitable for use for the part of the procedure for the blue coloration. If tap water is acidic, instead using a dilute alkaline solution, for example, water buffered by Scott.
4. The presence of purple or red-brown nuclei a blue color indicates unsatisfactory.
5. If you over-eosin staining, nuclear staining may be masked. If done correctly, with eosin staining shows a three-tone effect. To increase the differentiation of eosin, extend the time of immersion in alcohol, or use a first alcohol with a higher water content. You can adjust the times of immersion in alcohol to obtain an adequate eosin staining.
6. We do not recommend the addition of stock solution in the working solutions of haematoxylin and eosin.
7. Avoid excessive drag (carryover) of water solutions in alcoholic eosin.
8. The data generated by this procedure are to be used only to support the diagnosis and should be evaluated in conjunction with other tests and diagnostic data

Le informazioni sopra indicate sono riportate con la massima accuratezza e rappresentano le migliori informazioni attualmente disponibili a noi. Tuttavia, non diamo garanzia di esattezza o qualsiasi altra garanzia, espressa o implicita al riguardo di tali informazioni. Inoltre; non assumiamo nessuna responsabilità derivata dal relativo uso. Gli utenti dovrebbero effettuare le loro proprie indagini per determinare l'idoneità delle informazioni per i loro scopi precisi. In nessun caso D.D.K. sarà responsabile per tutti i reclami, perdite, o danni diretti o indiretti, o verso terzi, o per i profitti persi, o danni speciali, indiretti o fortuiti, conseguenti o esemplari che possono intervenire, anche se D.D.K. si è raccomandata della possibilità di tali danni.

The information above is believed to be accurate and represents the best information currently available to us. However, we make no warranty of merchantability or any other warranty, express or implied, with respect to such information, and we assume no liability resulting from its use. Users should make their own investigations to determine the suitability of the information for their particular purposes. In no event shall D.D.K. be liable for any claims, losses, or damages of any third party or for lost profits or any special, indirect, incidental, consequential or exemplary damages, howsoever arising, even if D.D.K. has been advised of the possibility of such damages.