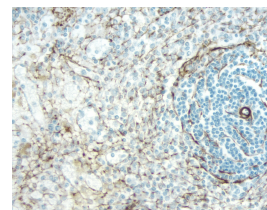
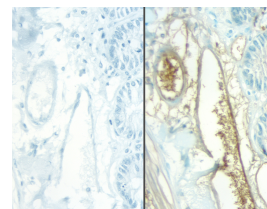
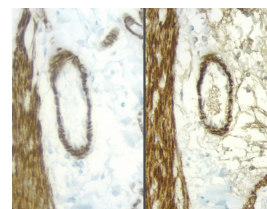
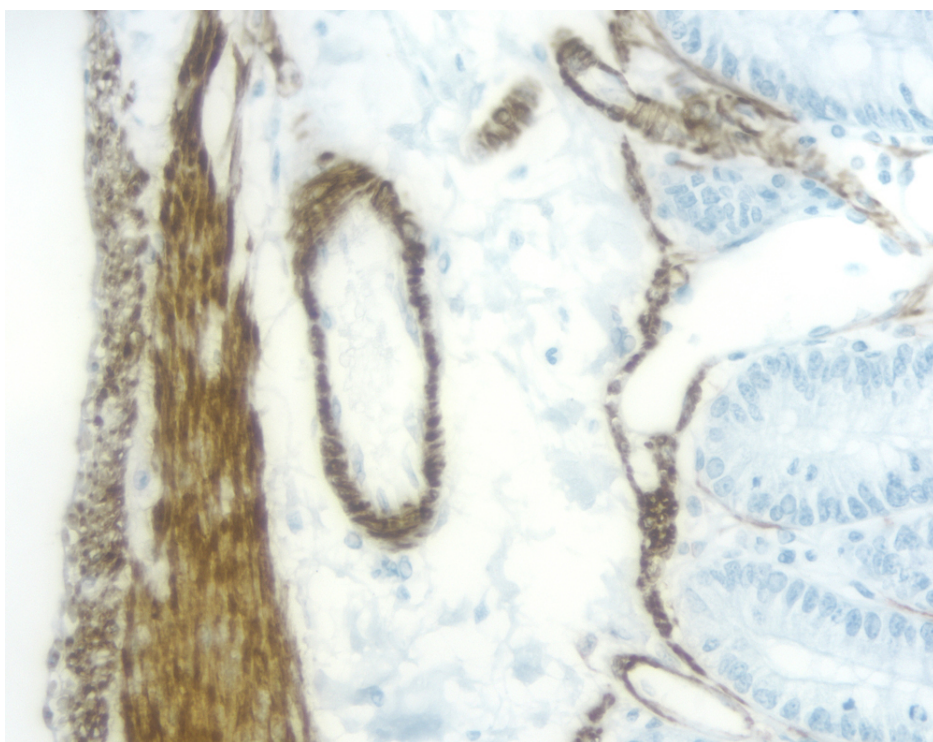


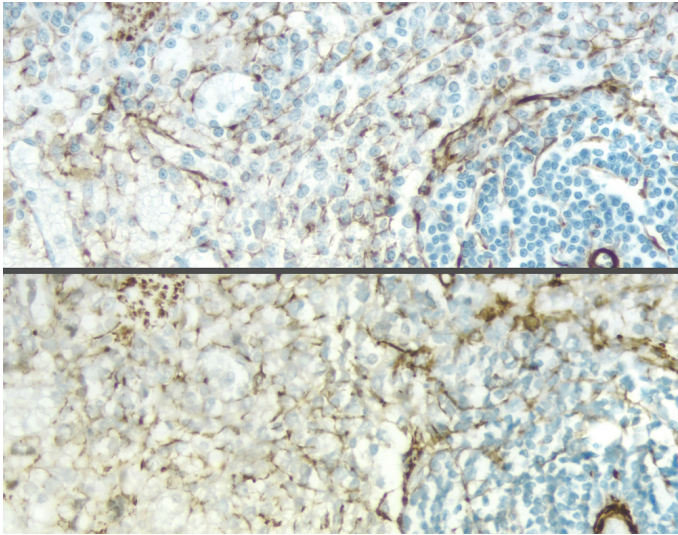


ImmPRESS® HRP Horse Anti-Mouse IgG, Rat adsorbed Polymer Detection Kit, Peroxidase

MP-7422-15

[Product Images](#)





Short Description

The ImmPRESS polymerized reporter enzyme staining system uses novel conjugation and micropolymer chemistries to create a highly sensitive, ready-to-use, one-step, non-biotin detection system for immunohistochemistry and immunocytochemistry staining. This unique micropolymer of highly active horseradish peroxidase (HRP) is attached to our affinity purified secondary antibodies, producing reagents with outstanding sensitivity and low background.

Features:

- Enhanced accessibility to nuclear and membrane antigens
- Ready-to-use in a convenient dropper bottle
- Shorter assay time
- Simplified multiple labeling
- Designed to detect mouse primary antibodies on rat tissues that may contain endogenous rat immunoglobulins

The ImmPRESS (15 ml) Kit will stain approximately 75-150 sections.

Additional Information

Unit Size	15 ml
Applications	Immunohistochemistry / Immunocytochemistry, In situ hybridization, ELISAs
Technology	Micropolymer Reagents
Detection Enzyme(s)	Peroxidase
Conjugate	Micropolymer HRP
Target Species	Mouse
Format	Ready-to-Use

