Brighten up your lab coat!
Subscribe to our scientific newsletters and make your lab mates jealous with a shiny 'Magical Flask' pin.

GET YOURS HERE

Saisir le nom du produit, le numéro de lot, etc.

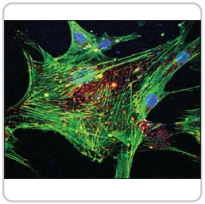

Toutes les photos (1)

Documents

- FDS
- COO/COA
- Fiche des caractéristiques

Plus de documents »

P5282 ▶ Sigma-Aldrich®

Phalloidin, Fluorescein Isothiocyanate Labeled

(0)

sequence *Amanita phalloides*(synthetic: peptide sequence)

Synonyme(s):
Phalloidin-FITC

Empirical Formula (Hill Notation):
$C_{56}H_{60}N_{10}O_{15}S_2$

Poids moléculaire: 1177.26

Numéro MDL: MFCD00147902

NACRES: NA.32

Référence	Conditionnement	Disponibilité	Prix	Quantité
P5282-.1MG	0.1 MG	Date d'expédition estimée le 22 décembre 2022	476,00 €	− +

Demander une commande en gros

Ajouter au panier

Brighten up your lab coat!
Subscribe to our scientific newsletters and make your lab mates jealous with a shiny 'Magical Flask' pin.

GET YOURS HERE

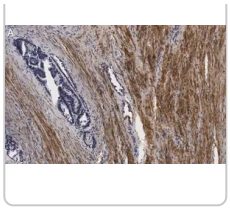

ZRB1089
Anti-Vinculin Antibody, clone 3M13 ZooMAb® Rabbit Monoclonal
recombinant, expressed in HEK 293 cells

Consulter le prix et la disponibilité

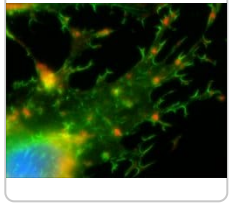

P1951
Phalloidin–Tetramethylrhodamine B isothiocyanate
sequence from *Amanita phalloides*(synthetic: peptide sequence)

Consulter le prix et la disponibilité

PROPRIÉTÉS

Source biologique	sequence from *Amanita phalloides* (synthetic: peptide sequence)
Niveau de qualité	200
Forme	solid
Fluorescence	λ_{ex} 495 nm; λ_{em} 520 nm(lit.)
Temp. de stockage	−20°C

Catégories apparentées

Detection Substrates & Enzymes

Brighten up your lab coat!
Subscribe to our scientific newsletters and make your lab mates jealous with a shiny 'Magical Flask' pin.

GET YOURS HERE

Description générale

Phalloidin is a phallotoxin produced by death cap mushroom *Amanita phalloides*. It is a cyclic peptide, which interacts with actin and this was first identified in phalloidin-poisoned rats. It is a heptapeptide, cyclic in nature, with a crosslink between tryptophan at position 6 and cysteine at position 3. The side chain of amino acid 7 (γ-δ-dihydroxyleucine) in phalloidin, is accessible to modifications, through which fluorescently labelled phalloidin compounds can be produced.

Application

Phalloidin, Fluorescein Isothiocyanate Labeled has been used:

- To visualize F-Actin reorganization in primary neonatal cardiomyocytes (PNCMs) and H9C2 cells (rat cardiac myoblasts) following endothelin-1 (ET-1) and angiotensin II (Ang II) treatment.
- In immunochemistry to label microfilament.
- In immunofluorescence analysis to stain F-actin.

Actions biochimiques/physiologiques

Phalloidin interacts with polymeric actin, and not oligomeric or monomeric forms. This interaction leads to highly stabilized actin filaments, which resist depolymerization and disassembly. In rats, this toxin causes death due to liver hemorrhage, and cells show abnormal actin clustering. The affinity of phalloidin to actin is not significantly altered after derivatizing fluorescently labelled phalloidin compounds. These compounds can be used to study actin structure and organization within eukaryotic cells.

Toxin that binds polymeric F actin, stabilizing it and interfering with the function of actin-rich structures.

Brighten up your lab coat!
Subscribe to our scientific newsletters and make your lab mates jealous with a shiny 'Magical Flask' pin.

GET YOURS HERE

Pictograms

GHS06

Mention d'avertissement
Danger

Mentions de danger
H300 + H310 + H330

Conseils de prudence
P260 - P262 - P264 - P280 - P302 + P352 + P310 - P304 + P340 + P310

Classification des risques
Acute Tox. 2 Dermal - Acute Tox. 2 Inhalation - Acute Tox. 2 Oral

Code de la classe de stockage
6.1A - Combustible, acute toxic Cat. 1 and 2 / very toxic hazardous materials

WGK
WGK 3

Flash Point(F)
Not applicable

Point d'éclair C
Not applicable

DOCUMENTATION

Certificat d'analyse

Saisir un numéro de lot pour rechercher un certificat d'analyse (COA).

Numéro de lot

e.g. 023J5431

Comment saisir un numéro de lot (COA)

Rechercher

Brighten up your lab coat!
Subscribe to our scientific newsletters and make your lab mates jealous with a shiny 'Magical Flask' pin.

GET YOURS HERE

Numéro de lot

e.g. 023J5431

Comment saisir un numéro de lot (COO)

Rechercher

Fiche D'informations Produit

Product Information Sheet - P2141/P2495/P5282/P1951

FDS

LES CLIENTS ONT ÉGALEMENT CONSULTÉ

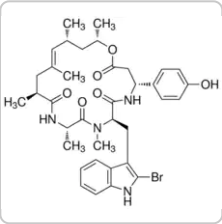

Sigma-Aldrich

J4580

Jasplakinolide

≥97% (HPLC)

Consulter le prix et la disponibilité



Sigma-Aldrich

78999

Phalloidin–Atto 430LS

suitable for fluorescence

Consulter le prix et la disponibilité

Brighten up your lab coat!
Subscribe to our scientific newsletters and make your lab mates jealous with a shiny 'Magical Flask' pin.
GET YOURS HERE

Which document(s) contains shelf-life or expiration date information for a given product?

If available for a given product, the recommended re-test date or the expiration date can be found on the Certificate of Analysis.

How do I get lot-specific information or a Certificate of Analysis?

The lot specific COA document can be found by entering the lot number above under the "Documents" section.

How do I find price and availability?

There are several ways to find pricing and availability for our products. Once you log onto our website, you will find the price and availability displayed on the product detail page. You can contact any of our Customer Sales and Service offices to receive a quote. USA customers: 1-800-325-3010 or view **local office numbers**.

What is the Department of Transportation shipping information for this product?

Transportation information can be found in Section 14 of the product's (M)SDS.To access the shipping information for this material, use the link on the product detail page for the product.

How do I dissolve Product P5282, Phalloidin, Fluorescein Isothiocyanate Labeled?

This product is soluble in methanol, ethanol, butanol and pyridine. It is soluble in cold water at a concentration of 5 mg/mL; it is much more soluble in hot water. See: The chemicals encyclopedia published by the Royal Society of Chemistry, 12th ed., entry# 7336 (1996). Solutions should be prepared fresh, and protected from light whenever possible.

How do I prepare stock solutions of Product P5282, Phalloidin, Fluorescein Isothiocyanate Labeled?

Stock solutions of phalloidin conjugates have been made in methanol or DMSO at 0.1 to 5 mg/mL. Make final dilutions in aqueous physiological buffers for a staining range from 0.1 µM to 100 µM with corresponding incubation times of 15 minutes to 72 hours.

What are the excitation and emission wavelengths used for fluorescent detection of Product P5282, Phalloidin, Fluorescein Isothiocyanate Labeled?

Excitation wavelengths of 540-545 nm and emission wavelengths of 570-573 nm can be used. See: Faulstich, H., J. Muscle Res. Cell Motility, 9, 370 (1988), and Waggoner, A. et al., Methods in Cell Biology, 30, 449 (1989).

Brighten up your lab coat!
Subscribe to our scientific newsletters and make your lab mates jealous with a shiny 'Magical Flask' pin.
GET YOURS HERE

How do I store Product P5282, Phalloidin, Fluorescein Isothiocyanate Labeled?

The product should be stored at a powder in the freezer at -20°C.

My question is not addressed here, how can I contact Technical Service for assistance?

Ask a Scientist **here**.

ARTICLES REVUS PAR DES PAIRS

Non-muscle myosin heavy chain as a possible target for protein encoded by metastasis-related mts-1 gene.

Kriajevska MV
The Journal of Biological Chemistry, 19679-82, 269(31)-269(31) (1994)

The H9C2 cell line and primary neonatal cardiomyocyte cells show similar hypertrophic responses in vitro.

Watkins SJ
In Vitro Cellular & Developmental Biology. Animal, 47(2), 125-131 (2011)

The culture of fibroblasts from diaphragm of giant panda.

Han ZM
In Vitro Cellular & Developmental Biology. Animal, 37(10), 644-645 (2001)

Critical role of Lck in L-selectin signaling induced by sulfatides engagement.

Ting Xu et al.
Journal of leukocyte biology, 84(4), 1192-1201 (2008-07-26)

Recruitment of leukocytes onto inflamed tissues is an important physiological event, in which L-selectin plays an essential role in initial leukocyte capture and at the same time, triggers cell signaling. Lck is a member of the Src family of protein

Brighten up your lab coat!
Subscribe to our scientific newsletters and make your lab mates jealous with a shiny 'Magical Flask' pin.

GET YOURS HERE

Afficher tous les articles scientifiques apparentés

PROTOCOLES ET ARTICLES SCIENTIFIQUES

Articles

Improving Reproducibility: Best Practices for Antibodies

In the midst of beeping lab timers, presentations and grant deadlines, it is easy to take for granted the quality of lab reagents.

Contenu apparenté

Preparation & Staining of 3D Printed Tissues & Scaffolds

Three-dimensional (3D) printing of biological tissue is rapidly becoming an integral part of tissue engineering.

PRODUITS CONSULTÉS RÉCEMMENT

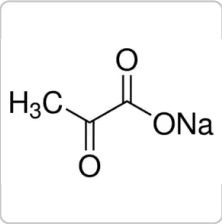

Sigma-Aldrich

P5280

Sodium pyruvate

powder, BioReagent, suitable for cell culture, suitable for insect cell culture, ≥99%

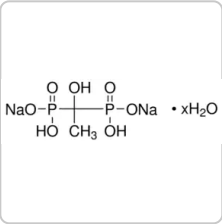

Sigma-Aldrich

P5248

Etidronate disodium hydrate

≥97% (NMR), solid

Brighten up your lab coat!
Subscribe to our scientific newsletters and make your lab mates jealous with a shiny 'Magical Flask' pin.

GET YOURS HERE

Évaluations

★★★★★

Soyez le premier à donner votre avis sur ce produit

Questions

Soyez le premier à poser une question

SERVICE TECHNIQUE

Notre équipe de scientifiques dispose d'une expérience dans tous les secteurs de la recherche, notamment en sciences de la vie, science des matériaux, synthèse chimique, chromatographie, analyse et dans de nombreux autres domaines..

Contacter notre Service technique

Brighten up your lab coat!
Subscribe to our scientific newsletters and make your lab mates jealous with a shiny 'Magical Flask' pin.

GET YOURS HERE

Que pouvons-nous faire pour améliorer cette page spécifique de notre site Internet ?

Envoyer

© 2022 Merck KGaA, Darmstadt, Allemagne et/ou ses sociétés affiliées. Tous droits réservés.
La reproduction d'une quelconque partie du contenu de ce site est strictement interdite sans autorisation.
Conditions d'utilisation du site | **Politique de confidentialité** | **Conditions générales de vente** | **Consentement relatif au copyright** | **Paramètres des cookies**